



SFK-40

FLOATING BALL STEAM TRAP

GENERAL FEATURES

This type of steam traps do not contain any lever inside, only moving part is the float itself. The float is made of stainless steel with high surface quality. The dimensional tolerance of the float is very low.

Body and Cover:	GGG 40.3 Ductile Iron
Float:	Stainless Steel
Connections:	Flanged and Threaded
Max. Operating Pressure:	16 bar
Max. Operating Temp:	220 °C
ΔP:	4.5 / 8 / 10 / 14 bar
Connection:	Flanged and Threaded

Operation

When trap is cool, the air vent opens wide for continuously discharging initial air. As cold condensate enters the trap, the float rises to allow discharge of condensate from valve port and both air and condensate from orifice.

Once all initial air and cold condensate have been discharged, the equipment which is connected to the steam trap reaches the operation temperature.

In this case, the condensate amount drops but the temperature rises. Steam enters the trap along with condensate, hot condensate heats the air vent and closes before steam can escape.

The float can adjust itself according to the condensate flow rate. In order to prevent steam leakage, discharge orifice is always kept under a certain level of water along with metal to metal sealing.


For the cases that condensate discharge is operated from the cylinder driers, a by-pass line above the cover is created with the purpose of preventing the steam lock. The aim of this line is to discharge the steam before the correct timing of steam trap entry.

Advantages

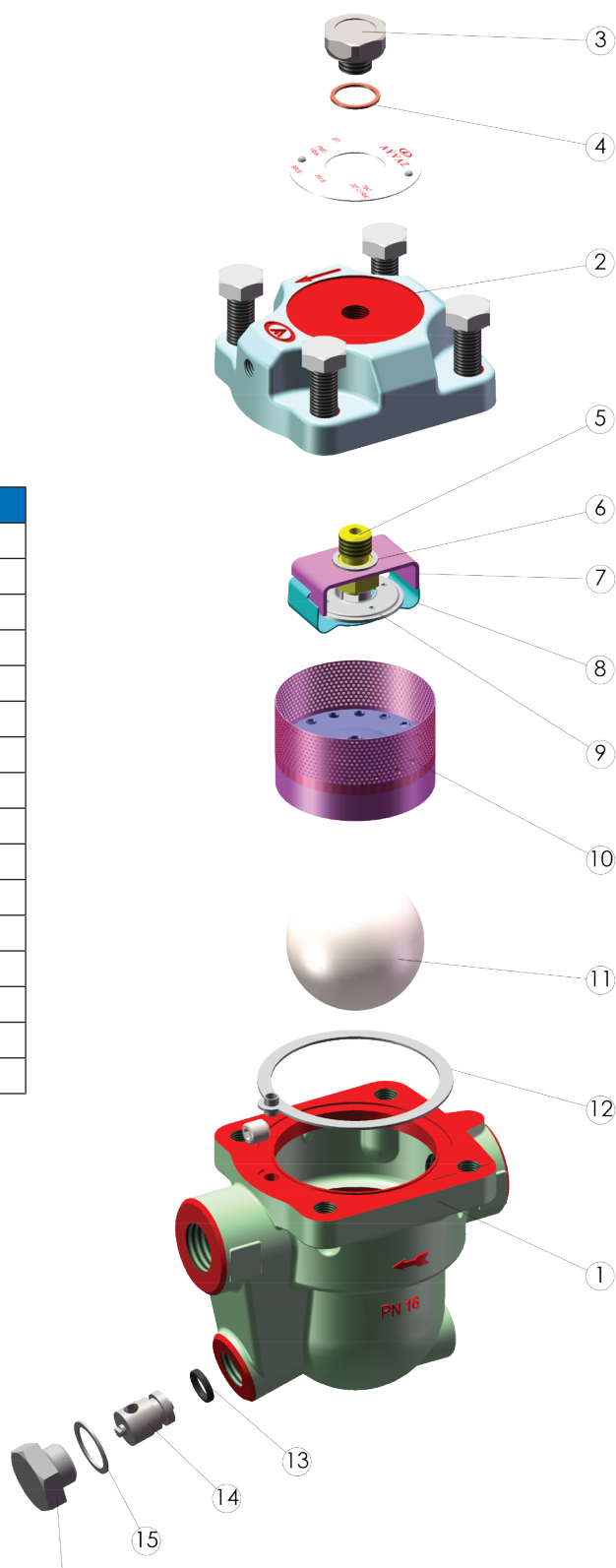
- 1 - Low cost of installation and equipment
- 2 - Space saver, compact design
- 3 - Built in strainer
- 4 - Homogeneous abrasion on the surfaces
- 5 - Low failure possibility of single moving part
- 6 - Low maintenance cost
- 7 - Well resistance on water hammering



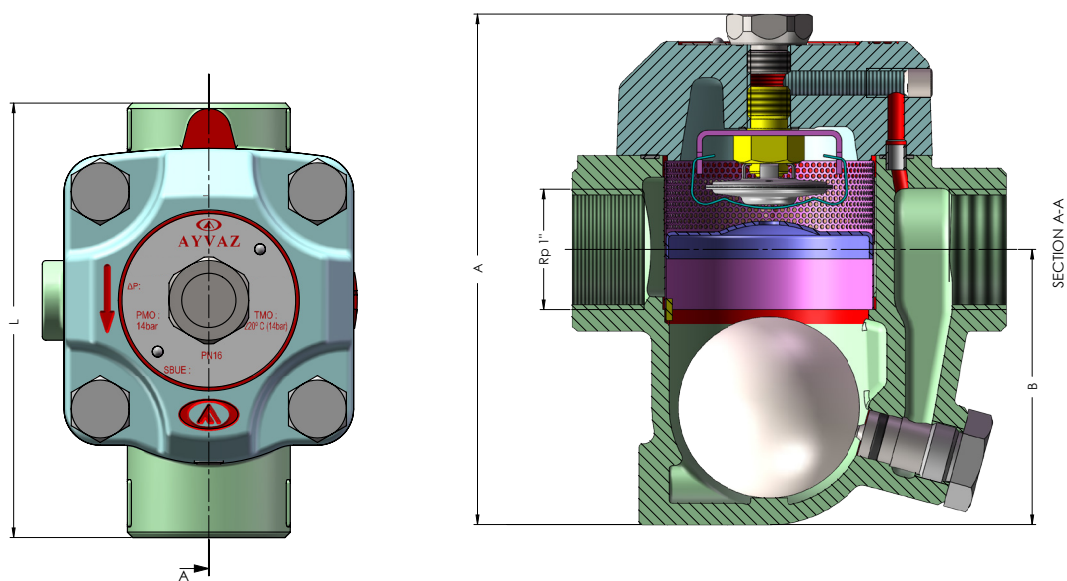
SFK-40 FLOATING BALL STEAM TRAP



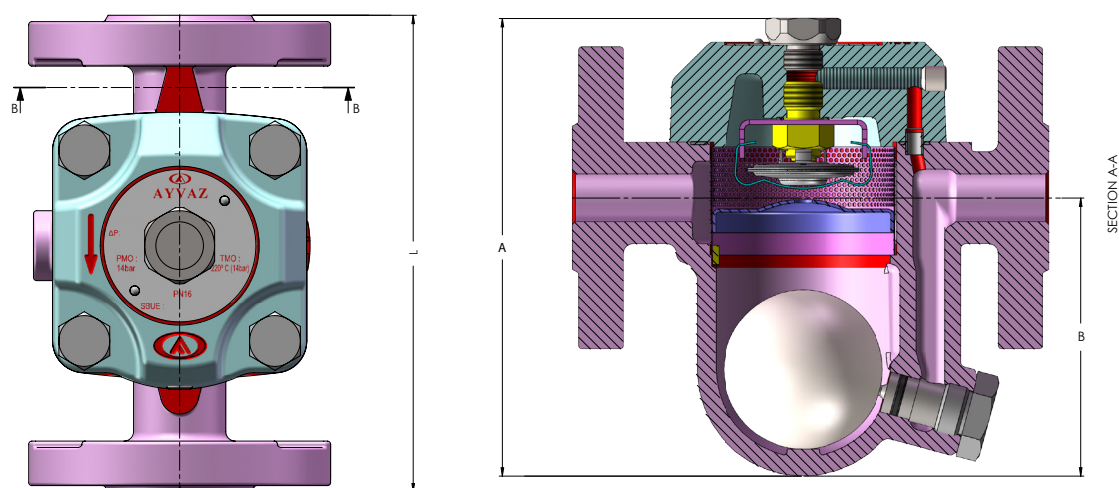
No	SPARE PARTS	MATERIALS
1	Body	GGG 40.3
2	Cover	GGG 40.3
3	Cover Plug	Stainless Steel
4	Plug Gasket	Cooper
5	Air Vent Seat	Stainless Steel
6	Seat Gasket	Stainless Steel
7	Thermostatic Unit Lower Part	Stainless Steel
8	Thermostatic Unit Upper Part	Stainless Steel
9	Thermostatic Capsule	Stainless Steel
10	Strainer	Stainless Steel
11	Float	Stainless Steel
12	Cover Gasket	Graphite
13	O-ring	Viton
14	Orifice	Stainless Steel
15	Plug Gasket	Copper
16	Orifice Plug	Stainless Steel



SFK-40 FLOATING BALL STEAM TRAP



SFK-40D								
Threaded Connection	A	B	C	R	D	E	F	L
1/2"	36,5	134	126,5	1/2"	73,5	80	86	120
3/4"	36,5	134	126,5	3/4"	73,5	80	86	120
1"	45	141	133,5	1"	76	80	86	120



SFK-40F												
Flanged Connection	A	B	C	L	E	F	G	R	H	K	D	M
15	95	45	16	150	29	144	136,5	15	87,5	95	65	80
20	105	58	18	150	34	152	144,5	20	93,5	105	75	80
25	116	68	19	160	38	159	151,5	25	98	85	116	80

SFK-40 FLOATING BALL STEAM TRAP

Discharging Rates
(1/2" - 3/4" - 1"
(DN15 - DN20 - DN25)

